


How to access 1098 form(s) electronically


Step 1

→ Visit www.mtb.com →
Select the *Log In* button



Step 2

→ Enter your User ID and
Passcode in the
appropriate field
→ Click *Log In*



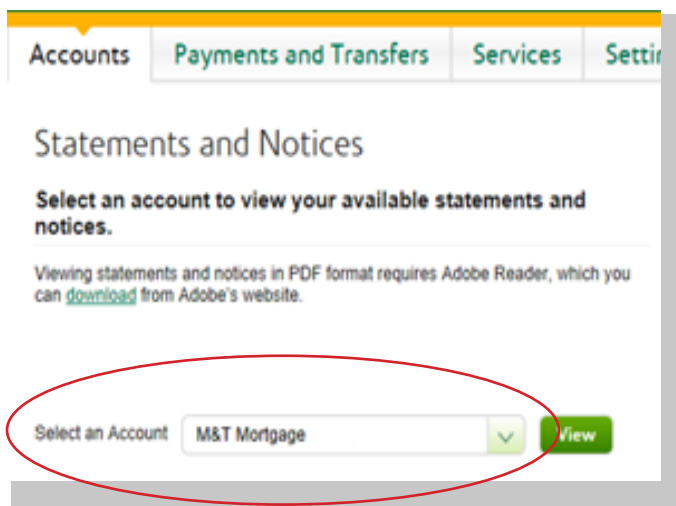
Step 3

→ The Account Summary
page will appear
→ Select the Accounts
drop-down menu and
select *View Statements
and Notices* under the
Statements heading



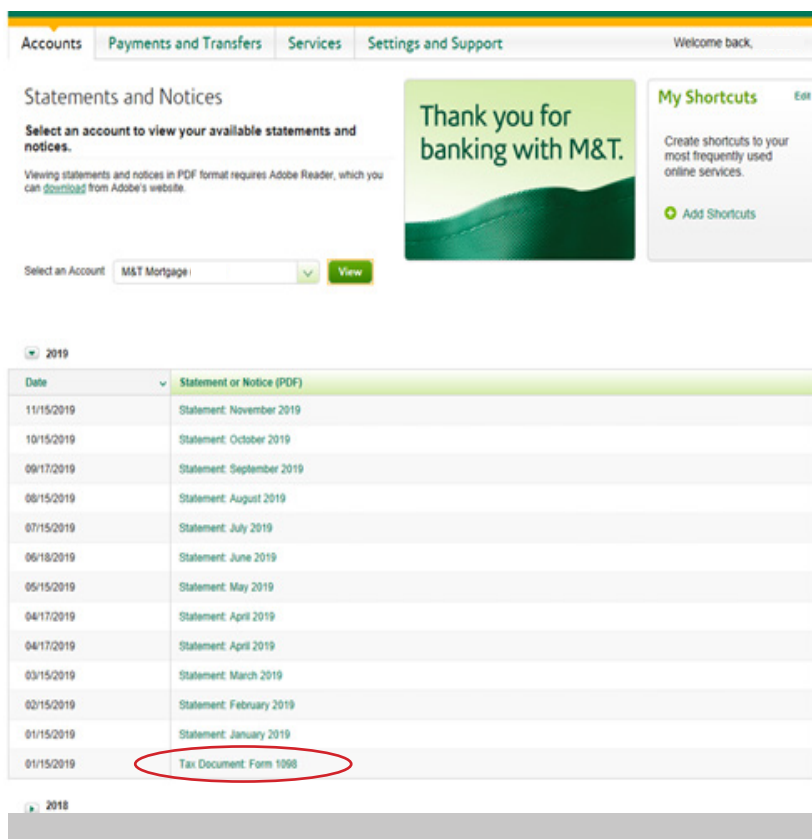
Step 4

- On the Statements and Notices screen you will have the option to select the *M&T Mortgage account* you wish to view from a drop-down menu, clicking view once you've made your selection.



Step 5

- Once you've clicked view, the page will refresh and show you the most recent years' available statements from a drop-down view
- Here you will see the 1098 Form (usually located at the bottom of the list) for that year that you may click and view
- Note¹: Up to 7 years of forms may be viewable here (if available)



M&T Bank



Equal Housing Lender.

© 2022 M&T Bank. Member FDIC. NMLS# 381076. SFI-A586- 120221 VF [mtb.com](https://www.mtb.com)